



**Influenza Reagent**  
**Influenza anti - A/Singapore/INFIMH-16-0019/2016 - like HA serum**  
**NIBSC code: 18/108**  
**Instructions for use**  
**(Version 2.0, Dated 28/08/2018)**

## 1. INTENDED USE

Influenza antiserum reagent 18/108 is prepared for single radial diffusion assay of A/Singapore/INFIMH-16-0019/2016-like antigens using an appropriate NIBSC antigen reagent.

The antiserum reagent was prepared in sheep 675, 676, 677, 678 and 679 using the purified HA of A/Singapore/INFIMH-16-0019/2016-like virus. The HA antigens were extracted from purified virus by treatment with bromelain and purified by sedimentation on sucrose gradients (Brand, CN and Skehel, JJ, Nature, New Biology, 1972, 238, 145-147).

## 2. CAUTION

**This preparation is not for administration to humans or animals in the human food chain.**

The material is not of human or bovine origin. As with all materials of biological origin, this preparation should be regarded as potentially hazardous to health. It should be used and discarded according to your own laboratory's safety procedures. Such safety procedures should include the wearing of protective gloves and avoiding the generation of aerosols. Care should be exercised in opening ampoules or vials, to avoid cuts.

## 3. UNITAGE

No unitage is assigned to this material.

## 4. CONTENTS

Country of origin of biological material: United Kingdom.

The immunization schedule for sheep 675 and 678 was as follows: one dose of approximately 100 µg of A/Singapore/INFIMH-16-0019/2016-like virus (NIB-104) HA with Freund's Complete Adjuvant (FCA) was given intramuscularly, followed two weeks later with a 20 microgram dose of including Freund's Incomplete Adjuvant (FIA). Four further 20 microgram dose of NIB-104 HA including FIA was given after a week. Seven weeks after the initial immunization, serum was collected and sodium azide (0.05% w/v) added.

The immunization schedule for sheep 676 and 677 was as follows: one dose of approximately 100 µg of A/Singapore/INFIMH-16-0019/2016-like virus (NIB-104) HA with Freund's Complete Adjuvant (FCA) was given intramuscularly, followed two weeks later with a 20 microgram dose of including Freund's Incomplete Adjuvant (FIA). Six further 20 microgram dose of NIB-104 HA including FIA was given after a week. Nine weeks after the initial immunization, serum was collected and sodium azide (0.05% w/v) added.

The immunization schedule for sheep 679 was as follows: one dose of approximately 100 µg of A/Singapore/INFIMH-16-0019/2016-like virus (NIB-104) HA with Freund's Complete Adjuvant (FCA) was given intramuscularly, followed two weeks later with a 20 microgram dose of including Freund's Incomplete Adjuvant (FIA). Seven further 20 microgram dose of NIB-104 HA including FIA was given after a week. Ten weeks after the initial immunization, serum was collected and sodium azide (0.05% w/v) added.

The serum was then treated by an APHIS approved method for the inactivation of FMDV.

The antisera obtained from SH675, 676, 677, 678 and 679 were pooled and diluted 1:4, with PBS buffer containing sodium azide (0.05% w/v) and filled into vials in 2ml volumes.

## 5. STORAGE

+2-8°C

However, if it is intended to store the reagent for long periods i.e. >2 years, they may be stored at -20°C. The antiserum can be frozen and thawed without any adverse impact on its use in the SRD assay.

## 6. DIRECTIONS FOR OPENING

Vials have a screw cap; an internal stopper may also be present. The cap should be removed by turning anti-clockwise. Care should be taken to prevent loss of the contents. Please note: If a stopper is present on removal of the cap, the stopper should remain in the vial or be removed with the cap.

## 7. USE OF MATERIAL

For the assay of antigens containing 20-50 micrograms of HA activity in 1ml, approximately 30-40 µl of the undiluted reagent should be added to 1ml agarose. It may be necessary to change the antiserum concentrations depending on the A/Singapore/INFIMH-16-0019/2016-like antigen standard used or according to local laboratory conditions.

Antiserum Reagent 18/108 should be used according to the method described by Wood, JM, Schild, GC, Newman, RW and Seagroatt, VA. Journal of Biological Standardisation, 1977, 5, 2.

## 8. STABILITY

It is the policy of WHO not to assign an expiry date to their international reference materials. They remain valid with the assigned potency and status until withdrawn or amended.

Reference materials are held at NIBSC within assured, temperature-controlled storage facilities. Reference Materials should be stored on receipt as indicated on the label. Once reconstituted, diluted or aliquoted, users should determine the stability of the material according to their own method of preparation, storage and use.

NIBSC follows the policy of WHO with respect to its reference materials.

Users who have data supporting any deterioration in the characteristics of any reference preparation are encouraged to contact NIBSC. Reference materials are held at NIBSC within assured, temperature-controlled storage facilities. Reference Materials should be stored on receipt as indicated on the label.

## 9. REFERENCES

None

## 10. ACKNOWLEDGEMENTS

None

## 11. FURTHER INFORMATION

Further information can be obtained as follows:

This material: [enquiries@nibsc.org](mailto:enquiries@nibsc.org)

WHO Biological Standards:

<http://www.who.int/biologicals/en/>

JCTLM Higher order reference materials:

<http://www.bipm.org/en/committees/jc/jctlm/>

Derivation of International Units:

[http://www.nibsc.org/standardisation/international\\_standards.aspx](http://www.nibsc.org/standardisation/international_standards.aspx)

Ordering standards from NIBSC:

<http://www.nibsc.org/products/ordering.aspx>

NIBSC Terms & Conditions:

[http://www.nibsc.org/terms\\_and\\_conditions.aspx](http://www.nibsc.org/terms_and_conditions.aspx)

## 12. CUSTOMER FEEDBACK

Customers are encouraged to provide feedback on the suitability or use of the material provided or other aspects of our service. Please send any comments to [enquiries@nibsc.org](mailto:enquiries@nibsc.org)



### 13. CITATION

In all publications, including data sheets, in which this material is referenced, it is important that the preparation's title, its status, the NIBSC code number, and the name and address of NIBSC are cited and cited correctly.

### 14. MATERIAL SAFETY SHEET

Classification in accordance with Directive 2000/54/EC, Regulation (EC) No 1272/2008: Not applicable or not classified

Physical and Chemical properties	
Physical appearance: Liquid	Corrosive: No
Stable: Yes	Oxidising: No
Hygroscopic: No	Irritant: No
Flammable: No	Handling: See caution, Section 2
Other (specify):	Contains Sheep Serum and Sodium Azide (0.05% w/v)
Toxicological properties	
Effects of inhalation:	Not established, avoid inhalation
Effects of ingestion:	Not established, avoid ingestion
Effects of skin absorption:	Not established, avoid contact with skin
Suggested First Aid	
Inhalation:	Seek medical advice
Ingestion:	Seek medical advice
Contact with eyes:	Wash with copious amounts of water. Seek medical advice
Contact with skin:	Wash thoroughly with water.
Action on Spillage and Method of Disposal	
Spillage of ampoule contents should be taken up with absorbent material wetted with an appropriate disinfectant. Rinse area with an appropriate disinfectant followed by water. Absorbent materials used to treat spillage should be treated as biological waste.	

### 15. LIABILITY AND LOSS

In the event that this document is translated into another language, the English language version shall prevail in the event of any inconsistencies between the documents.

Unless expressly stated otherwise by NIBSC, NIBSC's Standard Terms and Conditions for the Supply of Materials (available at [http://www.nibsc.org/About\\_Us/Terms\\_and\\_Conditions.aspx](http://www.nibsc.org/About_Us/Terms_and_Conditions.aspx) or upon request by the Recipient) ("Conditions") apply to the exclusion of all other terms and are hereby incorporated into this document by reference. The Recipient's attention is drawn in particular to the provisions of clause 11 of the Conditions.

### 16. INFORMATION FOR CUSTOMS USE ONLY

**Country of origin for customs purposes\*:** United Kingdom

\* Defined as the country where the goods have been produced and/or sufficiently processed to be classed as originating from the country of supply, for example a change of state such as freeze-drying.

**Net weight:** 2g

**Toxicity Statement:** Non toxic

**Veterinary certificate or other statement** if applicable.

**Attached:** Yes SH675 SH676 SH677 SH678 SH679



Royal Veterinary College  
University of London

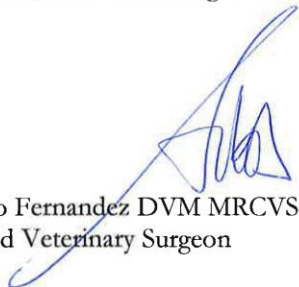
**Arturo Fernandez DVM MRCVS**  
Named Veterinary Surgeon  
Royal Veterinary College  
Royal College Street  
LONDON  
NW1 0TU

---

### VETERINARY CERTIFICATE OF ANIMAL HEALTH

This is to certify that I have examined a Sheep with ear tag number: UK 0214269 02981 [Virology no. SH675], which has been used in the production of blood antiserum between 12<sup>th</sup> October 2017 and 29<sup>th</sup> November 2017. Both the ear tag number and the animals' record show that it is of UK origin.

This animal was a breeding Ewe which became surplus to requirements. In my opinion at the time of clinical examination, the ewe was in good health and showed no clinical signs of infectious disease.



Arturo Fernandez DVM MRCVS  
Named Veterinary Surgeon

---

Arturo Fernandez DVM MRCVS  
Named Veterinary Surgeons (NVS) Group  
The Royal Veterinary College, Royal College Street, London NW1 0TU  
Mobile: 07733 103881, E-mail: [arfernandez@rvc.ac.uk](mailto:arfernandez@rvc.ac.uk)

Created by Universal Document Converter



Royal Veterinary College  
University of London


**Arturo Fernandez DVM MRCVS**  
Named Veterinary Surgeon  
Royal Veterinary College  
Royal College Street  
LONDON  
NW1 0TU

---

### VETERINARY CERTIFICATE OF ANIMAL HEALTH

This is to certify that I have examined a Sheep with ear tag number: UK 0103739 04410 [Virology no. SH676], which has been used in the production of blood antiserum between 12<sup>th</sup> October 2017 and 13<sup>th</sup> December 2017. Both the ear tag number and the animals' record show that it is of UK origin.

This animal was a breeding Ewe which became surplus to requirements. In my opinion at the time of clinical examination, the ewe was in good health and showed no clinical signs of infectious disease.



Arturo Fernandez DVM MRCVS  
Named Veterinary Surgeon

---

Arturo Fernandez DVM MRCVS  
Named Veterinary Surgeons (NVS) Group  
The Royal Veterinary College, Royal College Street, London NW1 0TU  
Mobile: 07733 103881, E-mail: [arfernandez@rvc.ac.uk](mailto:arfernandez@rvc.ac.uk)

Created by Universal Document Converter



Royal Veterinary College  
University of London

**Arturo Fernandez DVM MRCVS**  
Named Veterinary Surgeon  
Royal Veterinary College  
Royal College Street  
LONDON  
NW1 0TU

---

### VETERINARY CERTIFICATE OF ANIMAL HEALTH

This is to certify that I have examined a Sheep with ear tag number: UK 0101945 03084 [Virology no. SH677], which has been used in the production of blood antiserum between 12<sup>th</sup> October 2017 and 13<sup>th</sup> December 2017. Both the ear tag number and the animals' record show that it is of UK origin.

This animal was a breeding Ewe which became surplus to requirements. In my opinion at the time of clinical examination, the ewe was in good health and showed no clinical signs of infectious disease.



Arturo Fernandez DVM MRCVS  
Named Veterinary Surgeon

---

Arturo Fernandez DVM MRCVS  
Named Veterinary Surgeons (NVS) Group  
The Royal Veterinary College, Royal College Street, London NW1 0TU  
Mobile: 07733 103881, E-mail: [arfernandez@rvc.ac.uk](mailto:arfernandez@rvc.ac.uk)

Created by Universal Document Converter





Royal Veterinary College  
University of London


**Arturo Fernandez DVM MRCVS**  
Named Veterinary Surgeon  
Royal Veterinary College  
Royal College Street  
LONDON  
NW1 0TU

---

### VETERINARY CERTIFICATE OF ANIMAL HEALTH

This is to certify that I have examined a Sheep with ear tag number: UK 0111817 01081 [Virology no. SH678], which has been used in the production of blood antiserum between 24<sup>th</sup> October 2017 and 13<sup>th</sup> December 2017. Both the ear tag number and the animals' record show that it is of UK origin.

This animal was a breeding Ewe which became surplus to requirements. In my opinion at the time of clinical examination, the ewe was in good health and showed no clinical signs of infectious disease.



Arturo Fernandez DVM MRCVS  
Named Veterinary Surgeon

---

Arturo Fernandez DVM MRCVS  
Named Veterinary Surgeons (NVS) Group  
The Royal Veterinary College, Royal College Street, London NW1 0TU  
Mobile: 07733 103881, E-mail: [arfernandez@rvc.ac.uk](mailto:arfernandez@rvc.ac.uk)

Created by Universal Document Converter



Royal Veterinary College  
University of London


**Arturo Fernandez DVM MRCVS**  
Named Veterinary Surgeon  
Royal Veterinary College  
Royal College Street  
LONDON  
NW1 0TU

---

### VETERINARY CERTIFICATE OF ANIMAL HEALTH

This is to certify that I have examined a Sheep with ear tag number: UK 0103174 09424 [Virology no. SH679], which has been used in the production of blood antiserum between 24<sup>th</sup> October 2017 and 10<sup>th</sup> January 2018. Both the ear tag number and the animals' record show that it is of UK origin.

This animal was a breeding Ewe which became surplus to requirements. In my opinion at the time of clinical examination, the ewe was in good health and showed no clinical signs of infectious disease.



Arturo Fernandez DVM MRCVS  
Named Veterinary Surgeon

---

Arturo Fernandez DVM MRCVS  
Named Veterinary Surgeons (NVS) Group  
The Royal Veterinary College, Royal College Street, London NW1 0TU  
Mobile: 07733 103881, E-mail: [arfernandez@rvc.ac.uk](mailto:arfernandez@rvc.ac.uk)

Created by Universal Document Converter